



Designed to perform.

Product advantages

- 01 Robust and durable
- 02 Lower costs and efficient servicing
- 03 Intelligent control and an open system
- 04 Design flexibility
- 05 Repairable and sustainable

Maximum flexibility in terms of system design with minimal overall system operating costs: the robust Fronius Tauro inverter makes large-scale PV systems even more cost-effective. Whether under direct sunlight or in extreme heat, its double-walled housing and active cooling enable full power and maximum yields even under the harshest environmental conditions. At the same time, the sturdy project inverter from Austria is quick to install and maintain.

Fronius Tauro. Designed to perform.

The solution for large-scale PV systems

01 Robust and durable

Designed to buck direct sunlight and high temperatures: its double-walled housing and active cooling give the Fronius Tauro a long service life and make it a robust commercial solar inverter that will always deliver top performance.

02 Lower costs and efficient servicing

For minimal overall system operating costs: Fronius Tauro is quick to install and efficient to maintain. When servicing is required, only the affected power stage set needs to be replaced rather than the entire project inverter. This makes for safe operation and fast, cost-efficient servicing.

03 Intelligent control and an open system

Like all Fronius products, Fronius Tauro can be conveniently monitored, controlled and maintained from a smartphone or PC. Fronius Solar.web lets you keep an eye on your system at all times. Its open system architecture means third-party components are easily integrated.

04 Design flexibility

Centralized, decentralized, vertical, or horizontal: Fronius Tauro offers you maximum flexibility in the design and installation of large-scale PV systems. The flexible Tauro and the cost-effective Tauro ECO can be combined in any way you choose. Pre-integrated surge protection device and AC daisy chaining reduce the need for additional components and cables.

05 Repairable and sustainable

Fronius Tauro shows that sustainability at every stage of the product cycle pays dividends. The project inverter is designed for durability and was developed and produced in Austria with the fewest possible, replaceable components. This makes the Tauro particularly robust and failure-resistant, and means that only individual parts need to be replaced during on-site servicing, thereby saving time and conserving resources.

01



02



03



04



Fronius Tauro is available in two versions:

- **Fronius Tauro** | 50 kW | 3 MPP trackers
- **Fronius Tauro ECO** | 50, 99.99 and 100 kW | 1 MPP tracker

			Tauro			Tauro ECO						
Input data	Number of MPP trackers		3			1	1	1				
	Max. input current ($I_{dc\ max}$)	A	134			87.5	175	175				
	Max. short circuit current ($I_{sc\ max, inverter}$)	A	240			178	250	250				
	DC input voltage range ($U_{dc\ min} - U_{dc\ max}$)	V	200 - 1000			580 - 1000	580 - 1000	580 - 1000				
	Feed-in start voltage ($U_{dc\ start}$)	V	200			650	650	650				
	Usable MPP voltage range ($U_{mpp\ min} - U_{mpp\ max}$) ¹	V	400 - 870			580 ² - 930	580 ² - 930	580 ² - 930				
	Max. PV generator power ($P_{dc\ max}$)	kWp	75			75	150	150				
			PV1	PV2	PV3	PV1	PV2	PV1	PV2			
	Max. input current module array ($I_{dc\ max, pv}$)	A	36	36	72	75	75	100	100	100	100	
	Max. module array short circuit current ($I_{sc\ pv}$) ³	A	72	72	125	125	125	125	125	125	125	
Number of DC connections		1	1	1	1	1	1	1	1	1		
Output data	AC nominal output ($P_{ac,r}$)	W	50.000			50.000	99.990	100.000				
	Max. output power	VA	50.000			50.000	99.990	100.000				
			380VAC	400VAC	380VAC	400VAC	380VAC	400VAC	380VAC	400VAC		
	AC output current ($I_{ac, r}$)	A	75,8	72,5	75,8	72,5	151,5	144,9	151,5	144,9		
	Grid connection ($U_{ac,r}$)	V	3~ NPE 400/230; 3~ NPE 380/220									
	Frequency (frequency range $f_{min} - f_{max}$)	Hz	50 / 60 (45 - 65)									
Power factor ($\cos \varphi_{ac,r}$)		0 - 1 ind. / cap.										
General data	Dimensions (height x width x depth)	mm	755 x 1109 x 346 (without wall mount)									
	Weight	kg	92			74	103	103				
	Degree of protection		IP 65			IP 65	IP 65	IP 65				
	Protection class		1			1	1	1				
	Night-time consumption	W	< 16			< 16	< 16	< 16				
	Cooling		Active Cooling Technologie and Double-Wall System									
	Installation		Indoor and outdoor ⁴									
	Ambient temperature range	°C	-40 to +65 °C ⁵									
	Certificates and compliance with standards ⁶		AS/NZS 4777.2:2020 IEC62109-1/-2 VDE-AR-N 4105:2018 IEC62116 EN50549-1:2019 & EN50549-2:2019 VDE-AR-N 4110:2018 CEI 0-16:2019 CEI 0-21:2019									
Life cycle analysis		For Tauro ECO 100 in accordance with Austrian standards ÖNORM EN ISO 14040 and 14044 (verified by Fraunhofer IZM)										
Connection technology	AC	Cable cross section	mm ²	35 - 240			35 - 240	70 - 240	70 - 240			
		AC conductor material		Al and Cu								
		Connection terminals		Cable lug or V clamps								
		Single Core Option (single core cable)		Cable gland: 5 x M40 (10 - 28 mm)								
		Multi Core Option (multi core cable)		Cable gland: 1 x multi core connection Ø 16 - 61.4 mm + 1 x M32								
	AC Daisy Chaining Option (single core cable)		Cable gland: 10 x M32 (10 - 25 mm)									
	DC	Cable cross section	mm ²	25 - 95								
		DC conductor material		Al and Cu								
Connection terminals			Cable lug or V clamps Cable gland: 6 x M40 (10 - 28 mm)									
Efficiency	Max. efficiency	%	98.5			98.5	98.5	98.5				
	European efficiency (η_{EU})	%	98.3			98.2	98.2	98.2				
	MPP-adaptation efficiency	%	> 99.9			> 99.9	> 99.9	> 99.9				

¹ The usable MPP voltage range is identical to the MPP voltage range at rated power

² At 230 V actual mains voltage; design recommendation ($U_{mpp\ min}$): 600V

³ $I_{sc\ pv} = I_{sc\ max} \geq I_{sc\ (STC)} \times 1.25$ according to e.g. IEC 60364-7-712, NEC 2020, AS/NZS 5033:2021.

⁴ Direct sunlight is possible

⁵ Optional AC disconnecter installed in inverter: from -30 to +65°C

⁶ These are planned certificates. For the current certificates, please see www.fronius.com/tauro-cert

		Tauro	Tauro ECO		
		50-3-P	50-3-P	99-3-P	100-3-P
Protection devices	DC disconnect		integrated		
	Overload behaviour		Operating point shift, power limitation		
	RCMU		integrated		
	DC insulation measurement		integrated		
	DC/AC surge protection		Type 1 + 2 integrated ⁷ , Type 2 optional		
Interfaces	Wi-Fi		Fronius Solar.web, Modbus TCP Sunspec, Fronius Solar API (JSON)		
	Ethernet LAN RJ45 ⁹		10/100 Mbit; max. 100 m Fronius Solar.web, Modbus TCP Sunspec, Fronius Solar API (JSON)		
	USB (type A socket)		1A @ 5V max. ⁸		
	Wired Shutdown (WSD)		Emergency stop		
	2 x RS485		Modbus RTU SunSpec		
	6 digital inputs / 6 digital I/Os		Programmable interface for ripple control receiver, energy management, load control		
	Datalogger and web server ⁹		Integrated		

⁷ Typ 1 + 2: Iimp kA

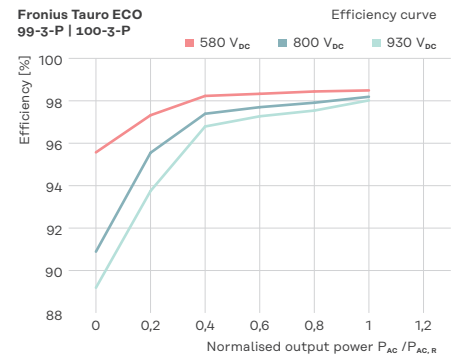
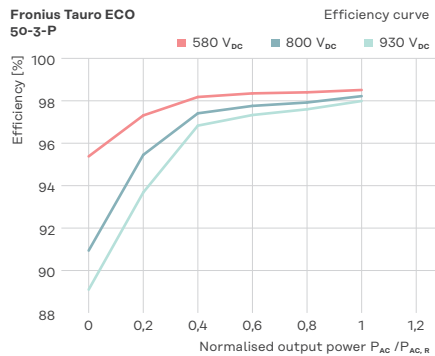
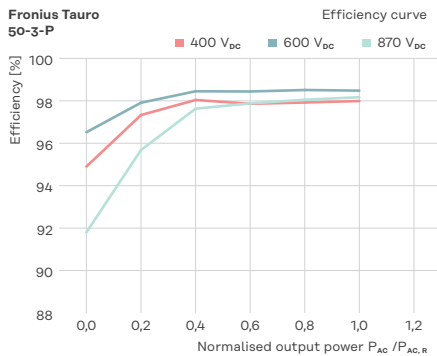
⁸ For power supply only

⁹ An Ethernet Y connector is used to facilitate communication with multiple inverters. Each inverter communicates with the network/internet independently via its own integrated datalogger.

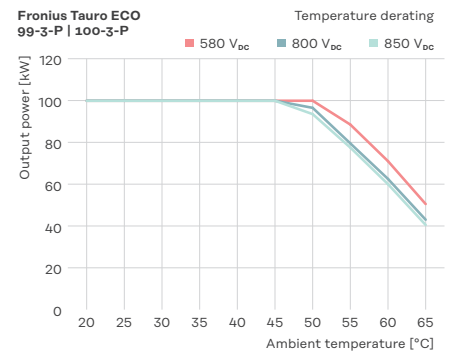
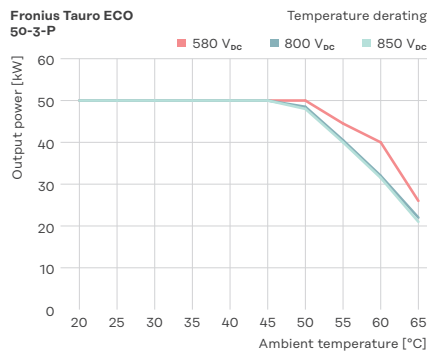
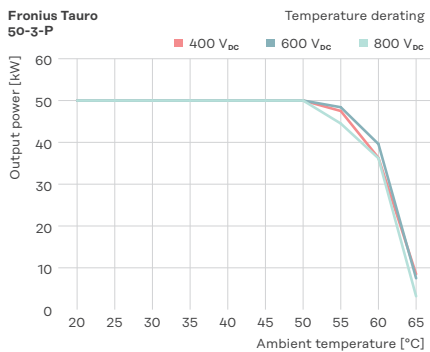
Measurably better

The performance speaks for itself: Fronius Tauro delivers impressive performance, with constant efficiency and maximum output at temperatures up to 50 °C.

Efficiency



Power derating



For more information about the product, visit: www.fronius.com/tauro

Fronius USA LLC
6797 Fronius Drive
Portage, IN 46368
USA
se.cop.usa@fronius.com
www.fronius-usa.com

Fronius International GmbH
Froniusplatz 1
4600 Wels
Austria
pv-sales@fronius.com
www.fronius.com

EN_US V04_Aug 2023
Text and images correspond to the current state of technology at the time of printing. Subject to modifications. All information is without guarantee in spite of careful editing - liability excluded. Information Class: Public. Copyright © 2023 Fronius™. All rights reserved.